



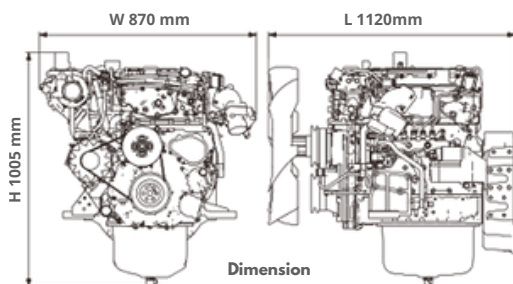
Diesel Engine Specification

DEF 6.7 TDI-D200

ENGINE SPECIFICATION	
Brand	Defender
Engine Model	DEF6.7TDI-D200
Max.Power (KW)	170
Aux.Power (KW)	153
Speed (RPM)	3000
Air Intake Type	Turbo with cooling
Cooling System	Water cooled
No. Of Cylinder	6
Cylinder Bore x Stroke (mm)	105 x 130
Displacement (L)	6.754
Voltage (V)	24 Volt
Net Weight (KG)	+/- 589
Dimension (mm)	1120 x 870 x 1005
DC Control Panel include	- Key Stater - Emergency Stop - Digital Parameter (Voltage, Oil Pressure , Temperature, and Hour Meter)



Diesel Engine Model DEF 6.7TDI-D200
 The Diesel Engine DEF 6.7TDI-D200 is designed for superior performance and safety. The 105 x 130 mm bore and stroke contribute to its robust power delivery and fuel efficiency. With auxiliary power generation at 153 kW at 3000 RPM, it offers versatility for various additional applications. The engine's impressive maximum power of 170 kW at 3000 RPM highlights its capability to handle demanding tasks. The compact dimensions (1120 x 870 x 1005 mm) make it suitable for seamless integration into a variety of vehicles or industrial applications, providing a powerful and compliant solution.



Performance Curva

